

# Exploding energy prices? Manage moisture to improve feed mill efficiency



By **Ivan Ilić**, Global Manager Technical Product Applications, EW Nutrition

**Modern large-scale feed mills operate extremely efficiently and have few variable costs that could be reduced to lower the total cost of the final feed (Stark, 2012). In light of worrying energy price hikes, feed producers, however, should reduce their electricity use per unit produced, to maintain profitability. Find out how optimizing the feed mill's moisture management increases feed quality while decreasing the energy required to produce it.**

Due to climatic challenges, variability in raw material quality, and technical constraints, it can be challenging for feed producers to stabilize the water content in compound feed across time, raw material batches or even different machinery.

Combined with high temperatures, high moisture in feed can favor the growth of molds. They spoil feed, depleting energy and nutrients and generating reactive oxygen species (ROS) that reduce feed palatability. Even worse, some molds release toxins harm animals' health and performance. On the other hand, low moisture levels in feed has a negative impact on pellet durability, increasing fines, process loss, and energy consumption while decreasing pellet press yield (Moritz et al., 2002).



## What does feed moisture management have to do with a feed mill's electricity consumption?

Moisture from raw materials can be lost during storage and processing. Silo aeration and environment conditions can contribute to moisture loss when the grains are stored at higher than optimal moisture levels (Angelovič, 2018). During feed processing, the intense friction of grinding results in heat and moisture from the grains is lost as vapor. As an optimal level of moisture is critical to ensure production output and feed quality, it must be added back to the system and adequately managed to keep or increase final feed quality.

For pelleted feeds, managing moisture is a two-step process:

1. Adding moisture in the mixer. This ensures that the mash feed enters the conditioning process at the right moisture level, facilitating the penetration of steam and increasing the efficiency of the process.
2. Managing steam during conditioning. Steam added to the conditioner must be dry (meaning saturated with water droplets in suspension), and when this dry steam contacts the feed, it condenses and adds moisture.

However, simply adding water into the mixer does not give optimal results: Pure water does not completely bind to the feed; it mostly “sits on top” of the feed surface, increasing its water activity, and thus increasing the danger of microbial growth. Plus, a high proportion of pure water evaporates again when the feed is cooled.

## Surfactants improve moisture retention

Surfactants change the way water behaves: by reducing the surface tension of water, they enable the feed particles to absorb the water and ensure that it is evenly distributed throughout the feed.

Improved moisture retention can:

- facilitate the starch gelatinization during conditioning (important making the pellet more durable and the feed more digestible),
- minimize feed shrinkage,
- reduce friction and hence the energy required for the pellet die (improving milling efficiency), and
- curb microbial growth by reducing water activity.

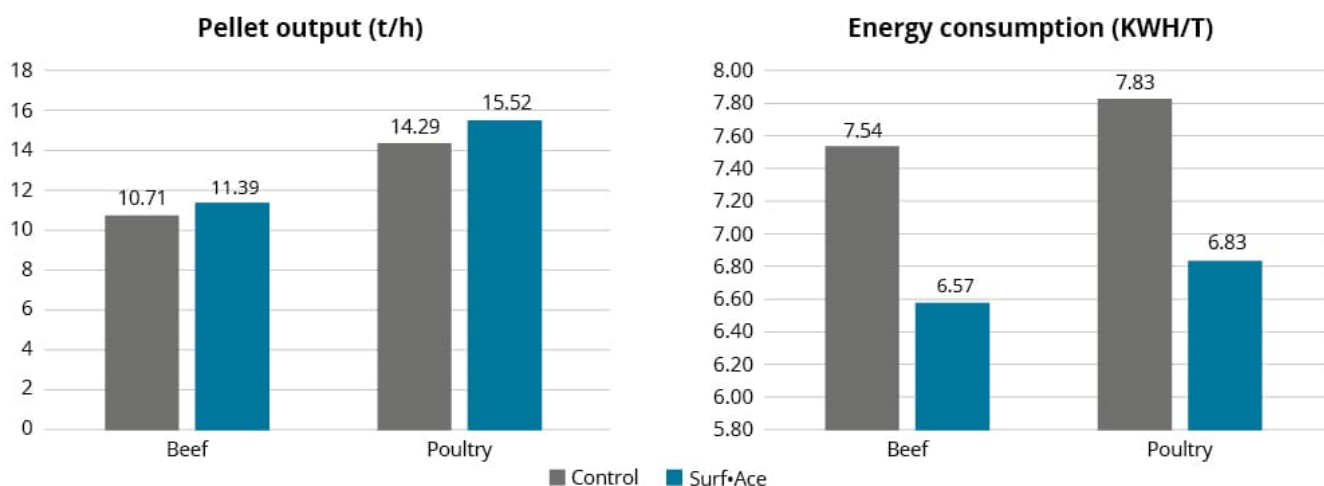
## SURF•ACE: Improve throughput and reduce energy requirements

While surfactants contribute to mold control, feed producers also require the help of organic acids such as propionic acid (cf. Smith et al., 1983). The objectives are to optimize the moisture content in feed and to reduce its mold contamination. EW Nutrition's SURF•ACE™ feed mill processing aid combines organic acids and surfactants to achieve the objective of adding moisture without risking either the significant loss of moisture during cooling or the development of mold.

The effect of adding SURF•ACE to diets with different levels of fat was evaluated at more than 40 feed mills, with production capacities ranging from 5 to 20 tons per hour. SURF•ACE is added to water sprayed during mixing. This hydrating solution lubricates the mash feed, improves steam penetration and starch gelatinization, and reduces friction in the pellet dies. The results show that, relative to pure water, the addition of SURF•ACE increases press throughput (t/h) by between 5 and 25 %.

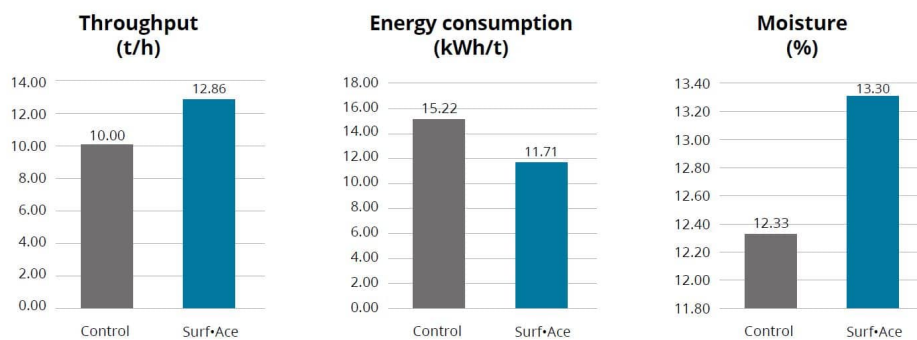
## Trial results: SURF•ACE increases press yields while lowering energy consumption

- For a trial at a Turkish beef and poultry feed mill, the same feed was run through the pelletizer in two batches, one with a 1 % water and one with 1% water mixed with 200 g of SURF•ACE per ton of feed. Adding SURF•ACE resulted in higher pellet output (6% for beef; 9% for poultry) and reduced energy consumption (13% for both beef and poultry):



- In Poland, another trial conducted at a commercial feed mill found that when SURF•ACE was added to 1% mixer-moisture, this led to a 28.6 % higher feed throughput in the pellet press, 23 % lower energy consumption per unit produced during the pelleting process, and a nearly 1 %-point higher moisture content in finished feed. This resulted in higher profitability: based on the costs in Poland at the time of the trial, an ROI of 2.4:1 was achieved.





- A recent trial at an Indian feed mill evaluated the difference between adding 1% moisture to produce crumble feed (control group) and upgrading the water with 200 g of SURF•ACE per ton. The addition of SURF•ACE reduced power consumption by 6% and improved throughput by 18%.

## Feed mills must deal with rising energy costs head-on

Operating in a tight margin environment, feed mills always need to prioritize efficiency. The advantages of using SURF•ACE feed mill processing aid are clear: reduced energy consumption, better pellet quality, fewer fines, better PDI, moisture optimization, lower maintenance costs, and higher productivity (throughput). During times of increasingly high ingredient and energy costs, it is even more important to utilize savings opportunities at every production stage. Thanks to its dual surfactant and preservative effects, SURF•ACE enables feed mills to improve feed quality and increase throughput while lowering electricity use.

## References

- Angelovič, Marek, Koloman Krištof, Ján Jobbágy, Pavol Findura, and Milan Križan. "The effect of conditions and storage time on course of moisture and temperature of maize grains." *BIO Web Conferences* 10 (2018): 02001. <https://doi.org/10.1051/bioconf/20181002001>
- Moritz, J. S., K. J. Wilson, K. R. Cramer, R. S. Beyer, L. J. McKinney, W. B. Cavalcanti, and X. Mo. "Effect of Formulation Density, Moisture, and Surfactant on Feed Manufacturing, Pellet Quality, and Broiler Performance." *Journal of Applied Poultry Research* 11, no. 2 (2002): 155–63. <https://doi.org/10.1093/japr/11.2.155>.
- Smith, Philip A., Talmadge S. Nelson, Linda K. Kirby, Zelpha B. Johnson, and Joseph N. Beasley. "Influence of Temperature, Moisture, and Propionic Acid on Mold Growth and Toxin Production on Corn." *Poultry Science* 62, no. 3 (1983): 419–23. <https://doi.org/10.3382/ps.0620419>.
- Stark, Charles. "Feed manufacturing to lower feed cost". Presentation at Allen D. Leman Swine Conference, Volume 39, 2012. <https://conservancy.umn.edu/bitstream/handle/11299/139624/Stark.pdf?sequence=1>

## Moisture optimization: How to

# safeguard feed quality and feed mill efficiency



*by Technical Team, EW Nutrition*

**In light of climatic challenges, variability in raw material quality and technical constraints, it can be challenging for feed manufacturers to optimize the water content in compound feed.**

In combination with high temperatures, too much moisture in feed can favor the growth of mold. Molds spoil feed by depleting energy and nutrients and rendering the feed unpalatable. Even worse, some molds release toxins harm animals' health and performance. On the other hand, too little moisture in feed has a negative impact on feed digestibility and pellet durability, increasing the level of fines, process loss and energy consumption, while decreasing press yield ([Moritz et al., 2002](#)).

In this article, we look at how the right choice of processing aid is key to sustainably boosting feed mill efficiency. A concerted focus on moisture management when preconditioning the mash feed prior to pelleting allows feed producers to reap both economic and feed quality benefits.



# Why moisture management requires both surfactants and organic acids

Moisture management starts with monitoring certain indicators. The moisture content measures the total amount of water contained in a substance, usually expressed as a percentage of the total weight. Feed manufacturers track the moisture contents of raw materials, mash feed, and pellets during all processing stages to optimize quality, yields, and profitability.

For the purpose of preventing mold growth, however, another indicator is even more critical: water activity ( $a_w$ ) is technically defined as the ratio of partial vapor pressure of water in a substance to the partial vapor pressure of pure water under the same temperature and pressure conditions. What this captures is the energy state of water in a substance, i.e. its potential for (bio)chemical activity, including the growth of bacteria, yeasts, and molds. Simply put, microorganisms will usually not grow below a certain water activity level, and the higher the water activity, the higher the chance of microbial growth ([Roos, 2003](#)).

## Minimum water activity ( $a_w$ ) for growth and toxin production of toxigenic fungi affecting grains

Fungal species	Mycotoxin	Minimum $a_w$	
		Growth	Toxin production
<i>Aspergillus flavus</i>	Aflatoxin	0.78 - 0.84	0.84
<i>Aspergillus parasiticus</i>		0.84	0.87
<i>Aspergillus ochraceus</i>	Ochratoxin	0.77	0.85
<i>Penicillium aurantiogriseum</i>		0.82 - 0.85	0.87 - 0.90
<i>Penicillium viridicatum</i>		0.80 - 0.81	0.83 - 0.86

<i>Aspergillus ochraceus</i>	Penicillic acid	0.77	0.88
<i>Penicillium aurantiogriseum</i>		0.82 – 0.85	0.97
<i>Penicillium patulum</i>	Patulin	0.81	0.95
<i>Penicillium expansum</i>		0.82 – 0.84	0.99
<i>Aspergillus clavatus</i>		–	0.99
<i>Fusarium verticillioides</i>	Fumonisin	0.88	0.93
<i>Fusarium proliferatum</i>		0.88	0.93

Adapted from Magan, Aldred, and Sanchis (2004)

## Can we condition feed with pure water?

Why does this matter? The intense friction during grinding and mixing results in heat; subsequently, moisture from the mash feed is lost in the form of vapor. These losses need to be mitigated, when the feed is too dry, the milling equipment cannot function optimally and the pellet quality deteriorates. However, simply adding water does not work well: Pure water does not readily bind to the feed; it effectively “sits on top” of the feed surface, increases the feed’s water activity and thus becomes a perfect substrate for microbial growth. Plus, pure water steam largely evaporates again when the feed is cooled.

## Surfactants

Hence, at the conditioning phase, it is critical to add surfactants to the hydrating solution. Surfactants change the way water behaves: by reducing the surface tension of water, they enable the feed particles to absorb the water and ensure that it is evenly distributed throughout the feed. There are numerous beneficial effects as improved moisture retention

- facilitates the starch gelatinization during conditioning (important for pellet digestibility and durability),
- minimizes feed shrinkage at the cooling stage,
- reduces friction and hence the energy required for the pellet die (improving milling efficiency), and
- curbs microbial growth by reducing water activity.

While surfactants contribute to mold control, feed manufacturers also require the help of organic acids to optimize the moisture content in feed while reliably preventing mold (re)contamination hazards along the distribution chain.

## Organic acids

Let us consider how the most effective one, propionic acid, works: In its non-dissociated state, propionic acid has all its hydrogen ions attached to the molecule. Once it enters a mold cell, the propionic acid dissociates, meaning the hydrogen ions separate from the molecule. They reduce the intracellular pH in the mold cell and inhibit its metabolic pathways, ultimately leading to cell death ([Smith et al., 1983](#)).

Common feed ingredients such as soybean meal, maize, wheat, barley, and dehulled oats are often stored for several months. Given variable and likely challenging temperature, oxygen, and moisture conditions, their water activity levels can easily escalate ([Mannaa and Kim, 2017](#)) – rendering the long-lasting anti-fungal activity of targeted organic acid preconditioning even more important.

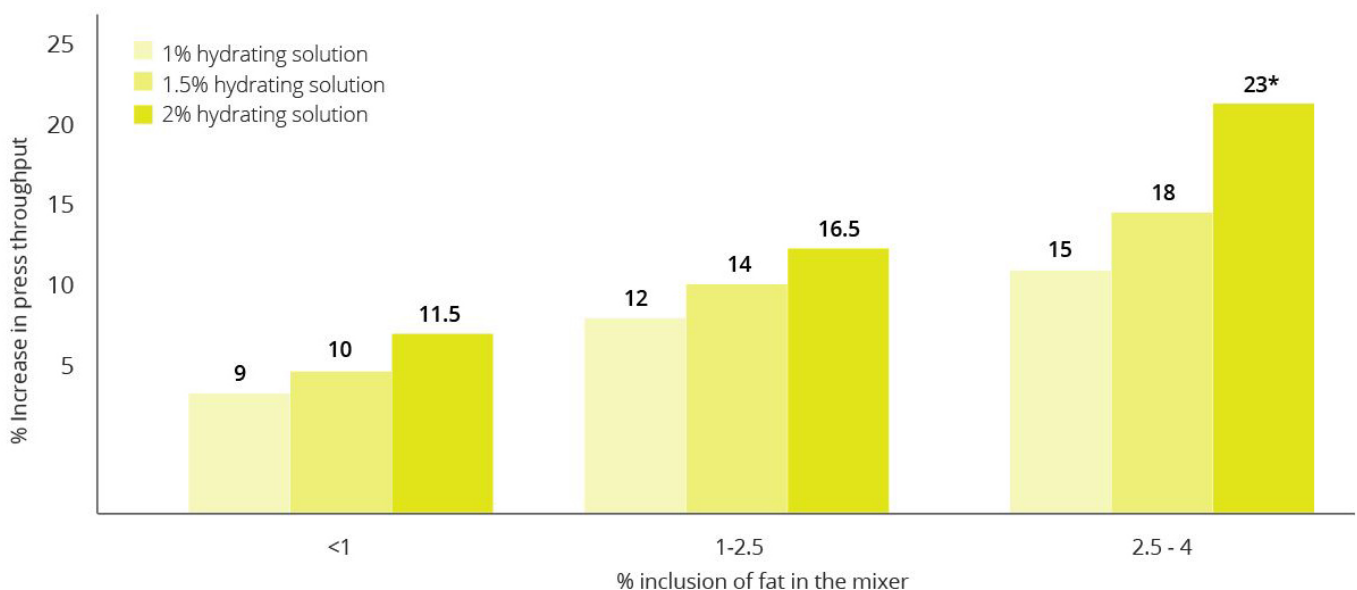
# SURF•ACE: Improve mill performance and pellet quality

A synergistic blend of organic acids and surfactants can achieve the objective of adding moisture without risking either the subsequent loss of moisture during cooling or the development of mold. This is the working principle behind SURF•ACE™ feed mill processing aid, carefully formulated to best achieve the dual objective of higher feed quality and higher production efficiency. This objective is achieved in concordance with optimal resource use and lower energy requirements, thus also contributing to the feed industry's environmental commitments.

## Improved press yield

The effect of adding SURF•ACE to diets with increasing levels of fat were evaluated at more than 40 feed mills, with production capacities ranging from 5 to 20 tons per hour, under identical electricity consumption conditions. The results show that the addition of SURF•ACE to the preconditioning solution increases press throughput (t/h), relative to pure water preconditioning, by between 9 and 23 %, depending on how much preconditioning solution is applied and the level of fat in the diet:

### Addition of SURF•ACE increases press throughput



*\*Including large volumes of hydrating solution in high-fat diets might adversely affect the durability values of the feed*

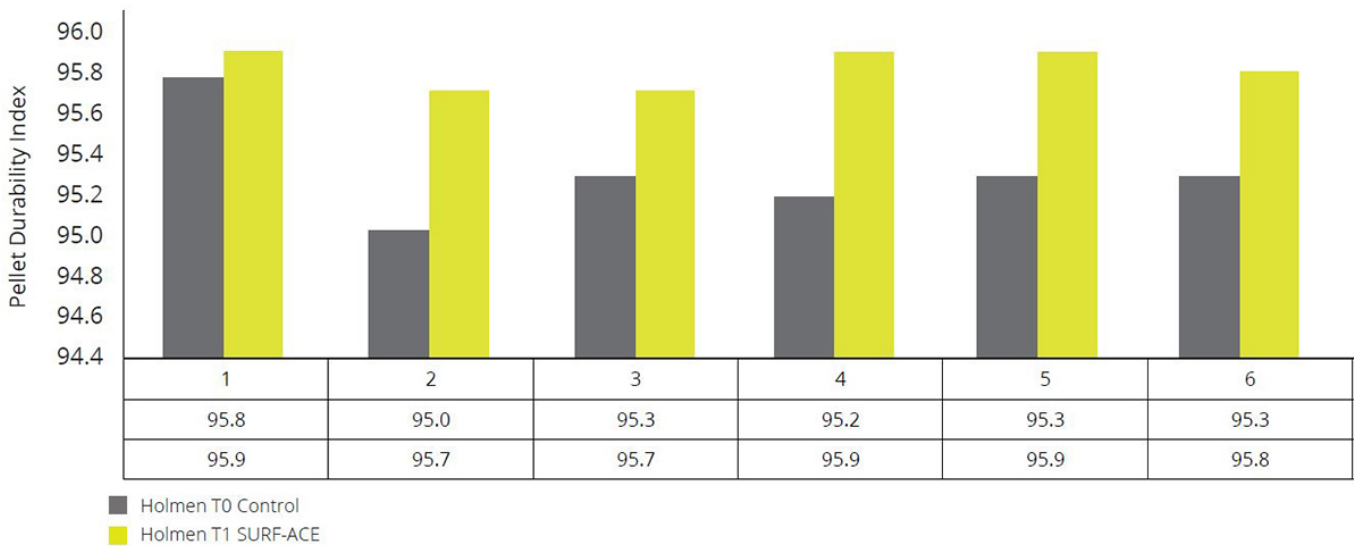
What is the role of fat in this scenario? Dietary fat acts as a lubricant between the feed and the pellet die, reducing the pressure within the die. The higher the percentage of fat included in the mixer, the lower the energy required to process the mash ([Pope, Brake, und Fahrenholz, 2018](#)). The surfactants contained in SURF•ACE have an emulsifying effect; they help bind water to the fat element of the feed. The emulsion of water and fat “behaves” like fat, improving the lubrication of press and generating a higher throughput for the same electricity consumption.



# Higher pellet quality

Importantly, adding SURF•ACE does not negatively affect pellet durability, a common issue in high-fat diets ([Moritz et al., 2003](#)). On the contrary, it enhances pellet durability as more crystal starch becomes gelatinized. This translates into improved results for Holmen pellet durability testing:

## Addition of SURF•ACE improves pellet durability



Pellets need to withstand significant pneumatic handling, for example, during bagging and transport, and in the feed lines. The Holmen durability tester simulates this handling, and calculates the percentage of fine generated, expressed as a pellet durability index (PDI). Across six different poultry compound feed types, SURF•ACE improves pellet quality and thus the PDI. Fewer fines equate to less reprocessing for feed manufacturers and higher palatability for animals.

# The next level in compound feed production

Achieving optimal moisture levels in compound feed is a complex balancing act involving technical constraints, raw material variability, microbial challenges, and the price pressures of competitive feed markets. Feed mills generally operate within a particular comfort zone, a throughput and quality level at which they minimize production problems. Thanks to its dual surfactant and preservative effects, SURF•ACE feed mill processing aid expands the comfort zone in two dimensions: From an economic point of view, the improved lubrication gives mills the choice of either pushing their performance levels closer to their equipment’s potential capacity or achieving the same results at lower electricity use. From a feed quality angle, effective mold prevention and improved pellet quality allow for safer, more palatable feed – and from there we come full circle, to safe, nutritious food for all of us.

## References

Magan, Naresh, David Aldred, and Vicente Sanchis. “The Role of Spoilage Fungi in Seed Deterioration.” Essay. In *Fungal Biotechnology in Agricultural, Food, and Environmental Applications*, edited by Dilip K. Arora, 311–23. New York: Marcel Dekker, 2004.

Mannaa, Mohamed, and Ki Deok Kim. “Influence of Temperature and Water Activity on Deleterious Fungi and Mycotoxin Production during Grain Storage.” *Mycobiology* 45, no. 4 (2017): 240–54. <https://doi.org/10.5941/myco.2017.45.4.240>.

Moritz, J. S., K. J. Wilson, K. R. Cramer, R. S. Beyer, L. J. McKinney, W. B. Cavalcanti, and X. Mo. "Effect of Formulation Density, Moisture, and Surfactant on Feed Manufacturing, Pellet Quality, and Broiler Performance." *Journal of Applied Poultry Research* 11, no. 2 (2002): 155-63. <https://doi.org/10.1093/japr/11.2.155>.

Moritz, J. S., K. R. Cramer, K. J. Wilson, and R. S. Beyer. "Feed Manufacture and Feeding of Rations with Graded Levels of Added Moisture Formulated to Different Energy Densities." *Journal of Applied Poultry Research* 12, no. 3 (October 1, 2003): 371-81. <https://doi.org/10.1093/japr/12.3.371>.

Pope, J. T., J. Brake, and A. C. Fahrenholz. "Post-Pellet Liquid Application Fat Disproportionately Coats Fines and Affects Mixed-Sex Broiler Live Performance from 16 to 42 d of Age." *Journal of Applied Poultry Research* 27, no. 1 (March 1, 2018): 124-31. <https://doi.org/10.3382/japr/pfx054>.

Roos, Y. H. "WATER ACTIVITY | Effect on Food Stability." Essay. In *Encyclopedia of Food Sciences and Nutrition Second Edition*, edited by Luiz Trugo and Paul M. Finglas, 6094-6101. Cambridge, MA: Academic Press, 2003.

Smith, Philip A., Talmadge S. Nelson, Linda K. Kirby, Zelpha B. Johnson, and Joseph N. Beasley. "Influence of Temperature, Moisture, and Propionic Acid on Mold Growth and Toxin Production on Corn." *Poultry Science* 62, no. 3 (1983): 419-23. <https://doi.org/10.3382/ps.0620419>.