


Eggshell quality: 3 solutions for older laying birds



by [Ruturaj Patil](#), Product Manager Phytogenic Liquids, EW Nutrition

Older laying birds are still a valuable asset, as long as they are managed for performance and productivity. Eggshell quality is one of the elements that, without proper management, can quickly deteriorate. It is therefore essential that the egg producer takes into account all the necessary elements for the formation of high-quality eggs.



The eggshell, in a nutshell

The eggshell represents ten percent of the entire egg, by weight^[i]. For instance, a 60-gram egg contains approximately 6 g of shell. Out of this particular shell, approximately 95% is CaCO₃^[ii], with a total of 2.3 g of Calcium (Ca).

But where does the calcium in the eggshell come from?

The Ca required for the eggshell is obtained, in variable proportions, directly from the feed or water additives (absorbed from the gut and transported via the blood to the shell gland), or from the bone (resorbed by osteoclasts and the Ca transported to the blood to the shell gland).

Maintaining eggshell quality and bone calcium: Mission Impossible?

Eggshell quality is often negatively correlated to bone strength^[iii], most probably because body calcium is redirected to the shell to the detriment of the bones and the other way around. This impacts the long-term health of the skeleton; however, modern laying hens can maintain shell quality while preserving bone mineralization^[iv].

60 to 75% of shell Ca is derived from the diet on shell-forming days

Approximately 60 to 75% of shell Ca is derived directly from the diet on shell-forming days^[v]. This means that the greater the proportion of Ca coming directly from the feed or water additives, the better the eggshell quality can be. Therefore, the factors that can improve shell quality will also reduce the need to mobilize bone Ca and can also help to maintain skeletal health.

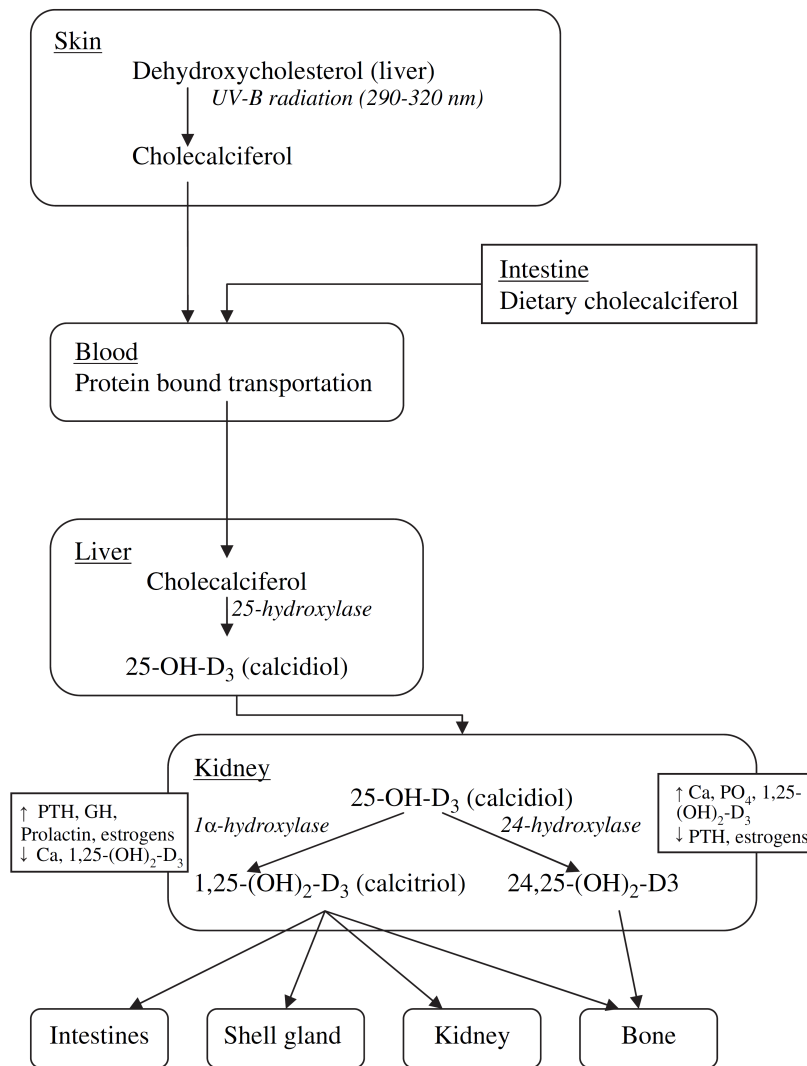
In old laying birds, generally after peak production, the ability to deposit Ca onto the shell remains relatively constant^[vi], so an increase in egg size after peak production will tend to result in reduced shell quality. Dietary requirements for Ca tend to increase and those for phosphorus (P) tend to decrease as hens age.

Also, as hens age, the efficiency of Ca metabolism decreases^[vii]. Increases in dietary Ca and a widening of the Ca:available P ratio are intended to counter this issue. Excess dietary P can also reduce shell quality^[viii].

Because of its importance in Ca and P absorption from the gut, adequate dietary vitamin D activity must also be provided^[ix]. Feeding of the vitamin D metabolite 25-OH vitamin D₃ can help to maintain skeletal and shell quality in high-producing laying hens^[x].

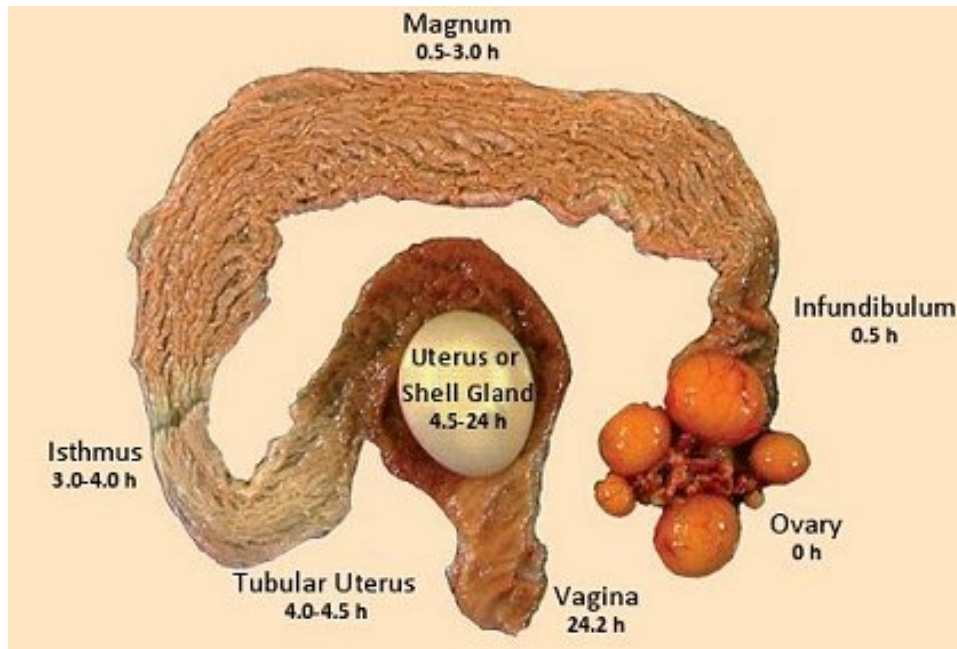
Ca metabolism is a complex game

Ca metabolism is regulated by various hormones such as calcitonin, 1,25-dihydroxyvitamin D₃ (calcitriol), and parathyroid hormone. Estrogen, androgens, and prostaglandins also appear to have an important role in avian Ca metabolism.



Source: Ricardo (2008)

Egg formation and Ca requirements

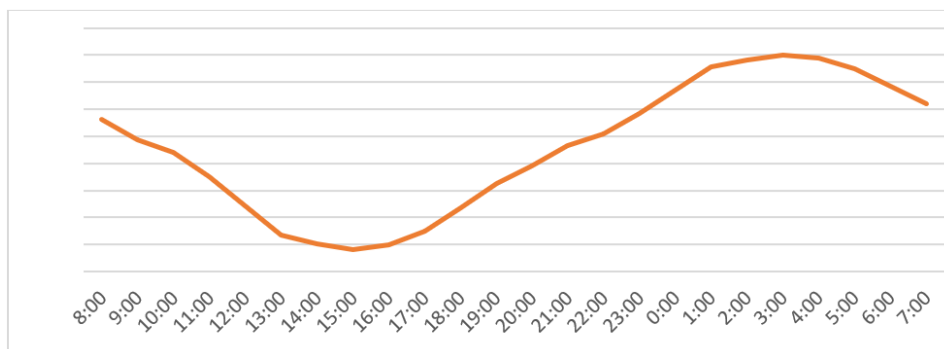


[Source](#)

A hen ovulates approximately 15 to 75 minutes following oviposition[xi], and the ovum takes approximately 4.25 hours to reach the shell gland[xii], at which point calcification takes approximately 17 hours[xiii]. Hens generally lay eggs in the morning and early in the afternoon[xiv]. The hen can use the Ca and P made available through diet to recover medullary bone losses during the next 5 hours after oviposition.

Once the ovum reaches the shell gland, the demand for calcium naturally increases greatly as eggshell formation progresses. The highest eggshell mineral accretion takes place 5 - 15 hours after the egg enters the shell gland[xv], which normally happens later in the afternoon and during the night preceding egg laying.

Hourly Ca requirements for eggshell calcification



Ca dietary requirements vary with species, age, breeding status, and dietary levels of vitamin D. Egg-laying birds and growing birds require more Ca than adult non-breeding birds.

Common eggshell quality problems and causes

In many cases, the source of eggshell problems can be detected by recognizing the specific markers. For instance, cracked, soft-shelled or corrugated eggs can be caused by saline water, or the impact of mycotoxins; shell-less eggs can be caused by improper amounts of Ca, P, Mn or vitamin D3, as well as by infectious bronchitis or Newcastle disease IB. However, among the main causes of eggshell quality issues

is heat stress.

In hot temperatures, increased respiration rates can cause an increase in CO₂ loss. The reduction of the pool of bicarbonate ions can result in respiratory alkalosis and an increase in blood pH[xvi]. A reduction in bicarbonate ions in the shell gland reduces the formation of CaCO₃ and decreases shell quality.

[Under heat stress](#), birds will also tend to decrease their feed intake during the day to reduce diet-induced thermogenesis. Calcium intake is therefore also reduced, and shell quality decreases as a consequence.

3 solutions for eggshell quality in older layers

Midnight feeding in hot climates

At midnight, when temperatures are typically cooler, the addition of one to two hours of light can help the birds increase feed consumption[xvii]. Midnight feeding can also have the benefit of providing a dietary source of Ca to support eggshell formation during the night and reduce reliance on bone reserves[xviii].

Nutrition supplements

Along with Calcium, some micro-minerals can also influence eggshell quality. Zinc, Manganese and Copper act as cofactors of enzymes involved in the mineralization process during eggshell formation. Although European Union legislation restricts the use of high levels of these minerals, several studies in layers indicate increased egg shell resistance by increasing the dietary concentrations of microminerals. Using organic forms of Zinc, Manganese and Copper appears to be an alternative way to increase the absorption of these minerals, as organic forms appear to be more digestible than inorganic forms. Considering the high cost of organic minerals, a mix of organic and inorganic forms of critical minerals could be a better option.

Liquid Ca supplements

If a hen is fed a diet containing only a small-particle Ca sources, such as finely ground limestone, the intestine will be deprived of a source of Ca during the night, when demand for Ca is highest. At that point, the hen will be entirely reliant on bone Ca to support eggshell formation. A combination of Ca supplementation through water additives can be a good alternative as readily available Ca to the hen to support high Ca requirements during the late afternoon and through the night. Liquid Ca additives also offer further precise and user-friendly application.

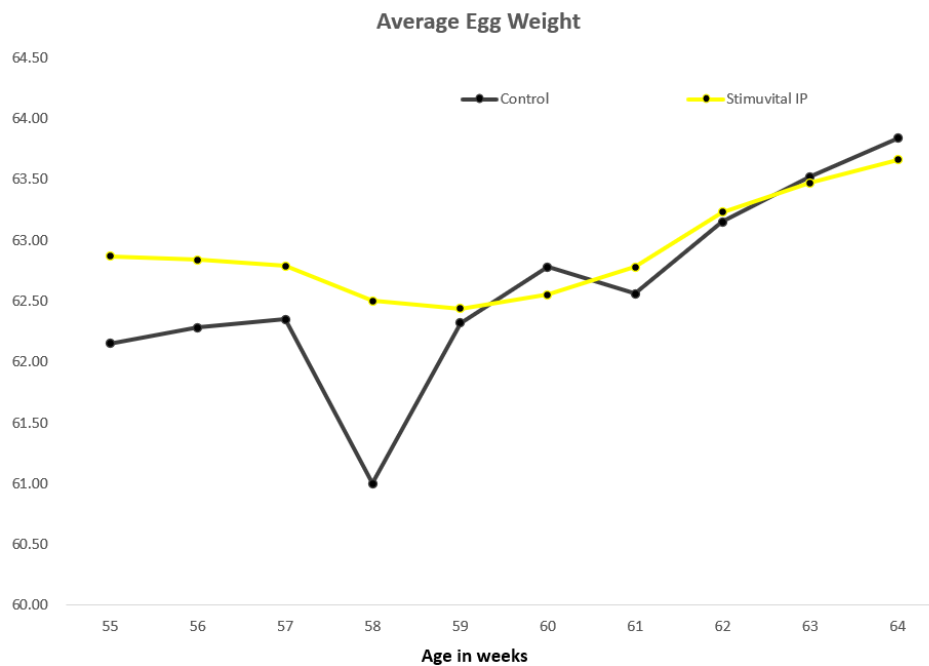
Stimuvital IP: a liquid solution from EW Nutrition

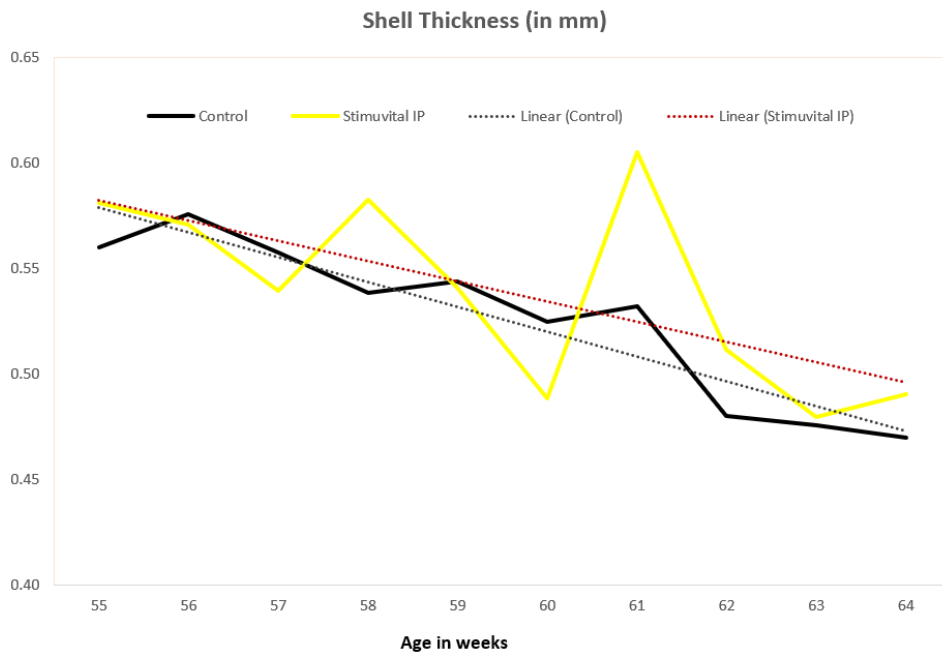
Stimuvital IP (formerly Shellimprover) is a liquid nutritional additive for laying hens, supporting the quality of eggshells and bone health. It contains a cocktail of Ca and vitamins whose benefits in laying birds are well proven through field studies, existing literature, and years of market experience.

Benefits proven in Australia field trial

22,500 layer birds were split into two equal-size groups, one of which (11250 birds) was supplemented with Stimuvital IP for 3 days every two weeks, starting from age 53rd to 63rd week. Improvements in eggshell thickness and strength could be noticed after the application of Shellimprover. Egg weight was consistent in Stimuvital IP -supplemented birds. 3 days every fortnight by using the Easy@ system. In total,

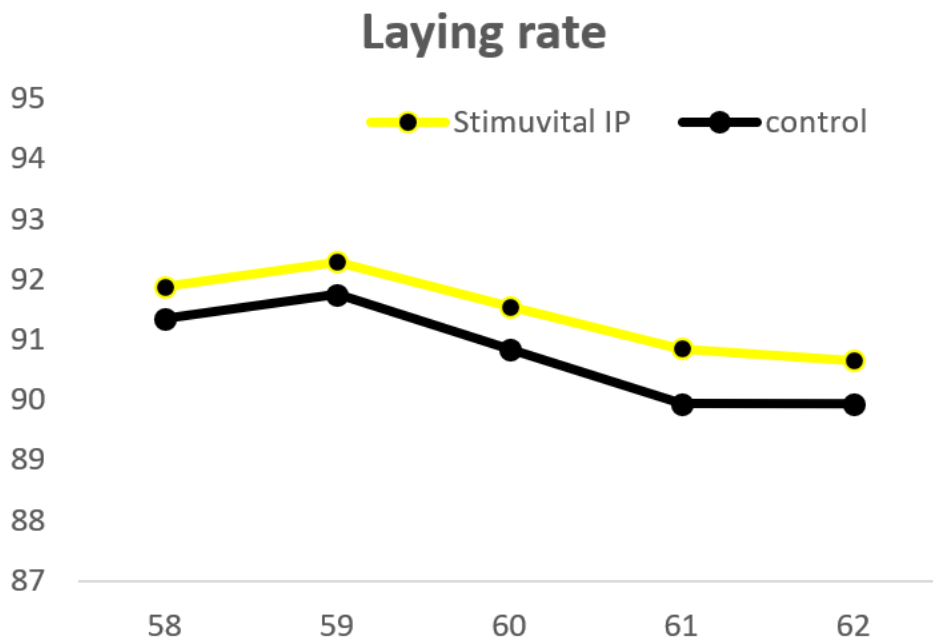
the 11250 birds received (2 (feed lines) x 3 (times per days) x 265ml x 3 (days) x 6 (week 53, 55, 57, 59, 61, 63) 28620ml of Stimuvital IP.

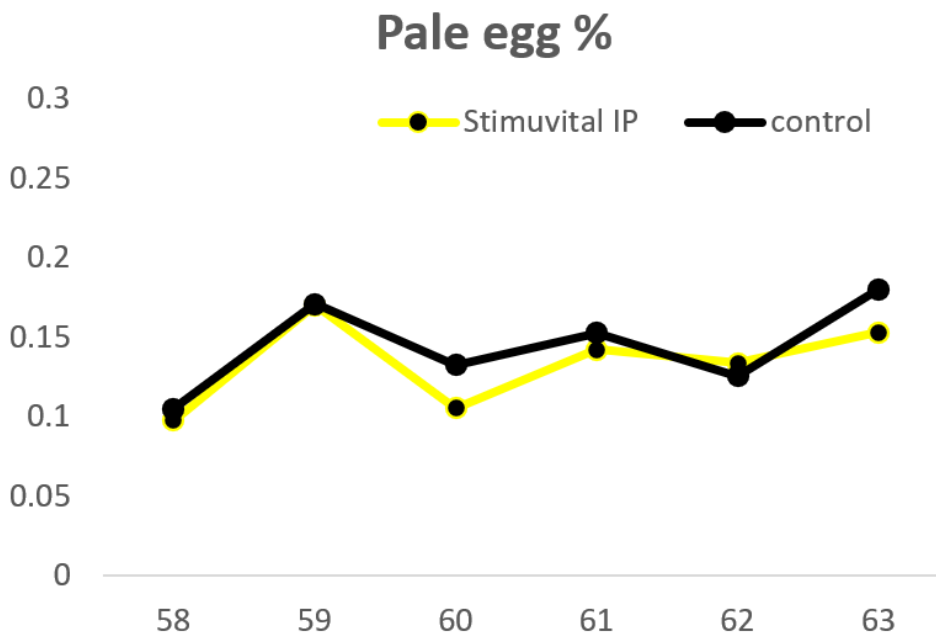
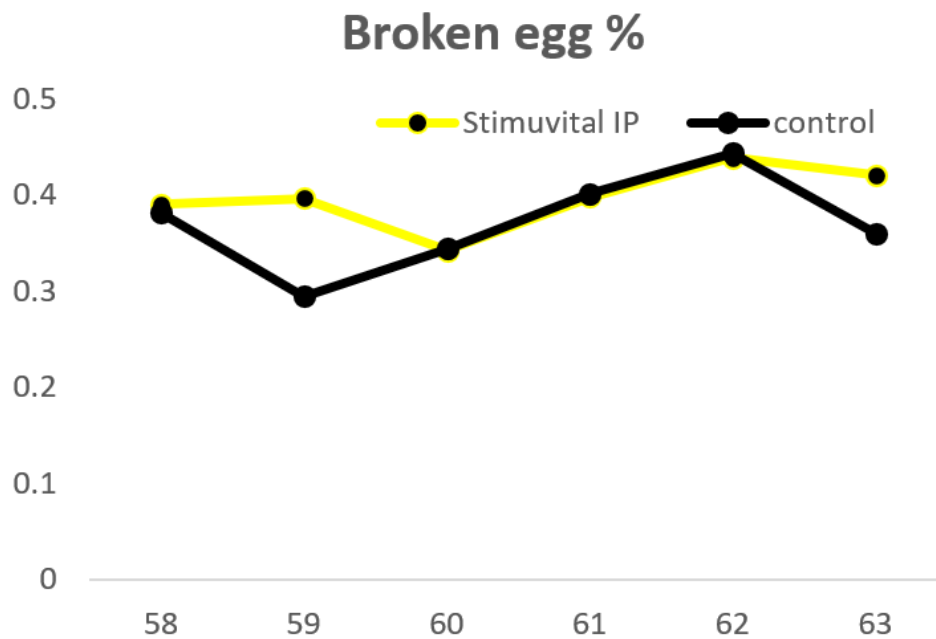




Benefits proven in China field trial

The field trial was carried out on a commercial layer farm. A control group and Stimuvital IP (Shellimprover) group had 50,000 birds each. Stimuvital IP was supplemented for 3 days every two weeks, starting from age 57th to 62nd week. The Stimuvital IP supplementation improved eggshell quality, including eggshell thickness, laying rate, and number of saleable eggs during the trial period.





Optimizing quantity, quality, and overall profitability for layer producers

Ca concentration in the blood is controlled by many interacting feedback loops that involve Ca, phosphate, PTH, vitamin D₃, and calcitonin. Supplementation of Vitamin D₃ can help maintain skeletal and shell quality in high-producing laying hens^[xxiv].

Stimuvital IP offers an essential cocktail that caters to the additional requirements of Ca and vitamins in older laying birds. It thus supports Ca metabolism and eggshell quality. And, in the end, better eggshell

quality reduces broken egg percentage and optimizes the number of salable eggs and profitability for layer producers.

Notes

- [i] Pelicia *et al.*, 2009; Bello and Korver, 2019
- [ii] Nys *et al.*, 2004
- [iii] Orban and Roland Sr, 1990
- [iv] Bello and Korver, 2019
- [v] Driggers and Comar, 1949
- [vi] Roland Sr *et al.*, 1975
- [vii] Wistedt *et al.*, 2019
- [viii] Miles *et al.*, 1983
- [ix] Wen *et al.*, 2019
- [x] Silva, 2017; Akbari Moghaddam Kakhki *et al.*, 2019
- [xi] Beuving and Vonder, 1981
- [xii] Roberts, 2004
- [xiii] Hincke *et al.*, 2012
- [xiv] Samiullah *et al.*, 2016; Hunniford *et al.*, 2017
- [xv] Hincke *et al.*, 2012
- [xvi] Franco-Jimenez *et al.*, 2007
- [xvii] van Staaveren *et al.*, 2018
- [xviii] Harms *et al.*, 1996
- [xix] Chowdhury, 1990
- [xx] Leach and Gross, 1983
- [xxi] Zhang *et al.*, 2017
- [xxii] Atteh and Leeson, 1983
- [xxiii] Atteh and Leeson, 1985
- [xxiv] Silva, 2017; Akbari Moghaddam Kakhki *et al.*, 2019

Full references are available upon request.